

Safety Bulletin

Traffic Management Vehicle Edge Protection



Scope: Adapted from Amey Highways internal bulletin for National Highways community.




Date: 27/10/2023 **Issued by:** Dave Riley Amey HSBP

Overview

Preventing falls from height is one of our top priorities. In Highways work on traffic management vehicles, falling from vehicles is a significant risk, with the potential also to fall into a live lane.

It is essential that all TM vehicle edge protection is in place, fit for purpose, reinstated as soon as possible and properly checked before use.

A fall from a TM vehicle alongside a live lane highlights this risk and vital importance of adequate edge protection.



Discussion/Action Points

If using the vehicles with toggle and chain fixings.

- Top & mid-bars in place whenever vehicle bed is occupied.
- Stand down the vehicle if edge protection or accessories are defective/absent; or anti lunge/safety clips not in place.
- Have supply of anti lunge/safety clips, readily accessible so they can be quickly and readily replaced.



If using If using the vehicles with trombone style edge protection bars.

- Both top & mid bar in place, fully inserted, secured with sprung bolt properly seated.

For both types of edge protection.

- Check both securing methods each & every time before & during use.
- Record findings of pre-use checks in the company vehicle pre-use vehicle inspection system.
- Apply the same rigour to edge protection on other works vehicles.

