

01/09/2023

NC2A







035

Ecology - Soil stripping







What good looks like:

- Vegetation is cut to less than 150mm.
- Ecological Clerk of Works (ECoW) has checked the area 48-hrs prior to works starting.
- ECoW has delivered a toolbox talk and agreed a safe system of work with operator and supervisor.
- Soil is stripped slowly with a toothed bucket.
- If animals are found, the ECoW will signal to the operator to stop so the animal can be assessed and relocated.

ALWAYS

	
Check vegetation is less than 150mm before soil stripping	Sign onto Permit To Break Ground
	
Sign onto Ecology Briefing and Permit	Inspect works area daily
	
Make slow, steady sweeps with a toothed bucket	Be prepared to stop if the ECoW signals

NEVER

	
Never soil strip during hibernation season	Never start works without an ECoW
	
Never enter an Ecology Exclusion Zone	Never drive or track across grassland
	
Never work in the Root Protection Zone	Never disturb brush or materials stored on grassland

